

Nancy Kolaski

📍 Chicago, IL
📧 nancykolaski@gmail.com










🌐 <https://www.linkedin.com/in/nancy-kolaski/>
🌐 <https://github.com/Nancy-Kolaski>
🌐 nancykolaski.com

DATA ANALYST, flexible minded, inquisitive nature, intuitive problem-solver. Background of collaborative, fast-paced healthcare setting assisting others in adaptation after significant life change. Eager to transition to analytics role. Strong interpersonal and written communication skills. Values research-motivated decision making to best touch lives and impact the world.

SKILLS

- ◆ Data Cleaning & Preparation
- ◆ Exploratory & Descriptive Analytics
- ◆ Integrating & Transforming Data
- ◆ Querying, Filtering, Sorting, & Grouping
- ◆ Performing Statistical Analysis, including Linear Regression
- ◆ Writing Technical Documentation & Reports
- ◆ Data Visualizations & Dashboards
- ◆ Machine Learning (supervised/unsupervised algorithms)
- ◆ Problem Solving
- ◆ Communication/Collaboration
- ◆ Presentation Skills
- ◆ Organization
- ◆ Spanish Proficiency

TOOLS

- ◆  Python
- ◆  Jupyter Notebook
- ◆  PostgreSQL
- ◆  Excel
- ◆  PowerPoint
- ◆  TensorFlow
- ◆  Keras
- ◆  Tableau
- ◆  Github

DATA ANALYTICS PROJECTS

- ◆ **Instacart Basket Analysis:**
Data wrangling, merging, statistical analysis, and data visualization via python were used to present a final report with data results and recommendations for marketing strategies for the Instacart online shopping platform (mock data).
- ◆ **ClimateWins Weather Prediction:**
Machine Learning algorithms were utilized within Python to analyze and make predictions generated from real weather data from 16 weather stations in Europe. Purpose was to support usefulness of machine learning in future weather predictions that can be applied and generalized to other parts of the world.
- ◆ **Rockbuster Stealth Video Game Analysis:**
Data cleaning, joins, filtering, & subqueries via PostgreSQL and Tableau visualizations were utilized in this analysis of mock video rental data to answer questions about customers while gaining an understanding of sales motivations from varying regions in the world to make recommendations for video sales moving forward.

EDUCATION:

- ◆ **Data Analytic Certification** _____ October 19, 2024
 - Intro to Data Analytics _____ Jan 24, 2024
 - Data Immersion _____ August 15, 2024
 - Machine Learning with Python _____ October 19, 2024
- ◆ **Master of Occupational Therapy** _____ December 2008
Midwestern University, Downers Grove, Illinois
- ◆ **Bachelor of Arts in Psychology** _____ May 2006
Dominican University, River Forest, Illinois

WORK EXPERIENCE:

- ◆ **Occupational Therapist** _____ June 2011- present
Advocate Lutheran General Hospital, Park Ridge, IL
 - Floated between 3 settings: inpatient rehab/acute/neuro outpatient.
 - Performed evaluations & created treatment plans for the adult population with varying conditions/disorders.
 - Fabricated hand splints, led exercise groups, collaborated weekly with entire rehab team.
- ◆ **Occupational Therapist** _____ August 2019 - May 2020
SensAble Kids, Chicago/Ravenswood, IL
 - Performed pediatric and early intervention evaluations & treatment plans for children with sensory regulation difficulties, as well as developmental & physical disabilities within the outpatient clinic & in their homes.
 - Utilized Telehealth platform for virtual visits throughout the start of the pandemic.
- ◆ **Occupational Therapist** _____ January 2009 - June 2011
PeopleFirst Rehab, Bensenville, IL
 - Performed evaluations & created treatment plans for the geriatric population in skilled nursing facility setting including patients with a variety of debilitating conditions.
 - Created daily schedules for sessions, home visits, & groups (cooking & exercise).